





















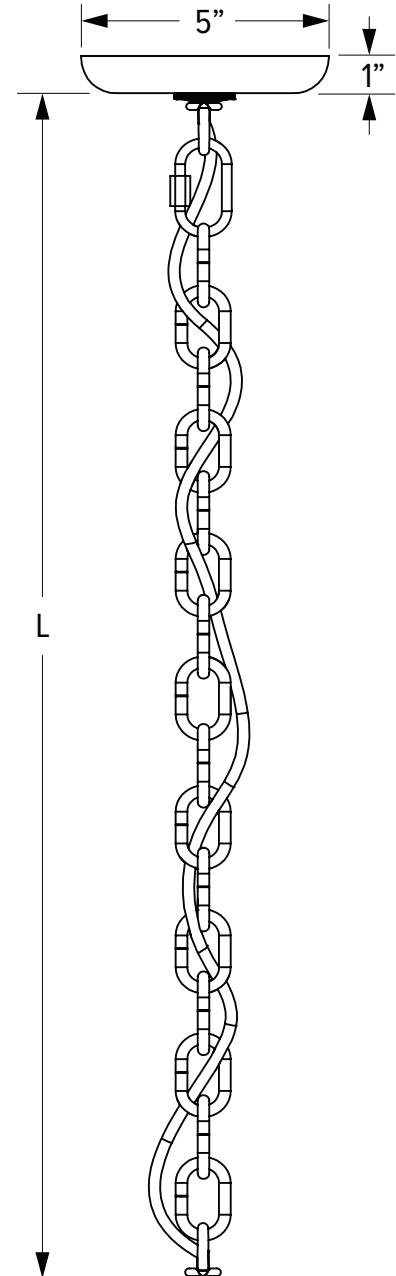
# CHAIN HUNG PENDANTS

MKT-0012, REV C

Rugged and industrial, a chain mounting supplies our lights with a timeless yet still contemporary aesthetic. A fashionable cord — in your choice of style and color — is weaved through the chain, giving the mounting a touch of color. Along with the aesthetic benefits, the 4-gauge chain provides extra durability to the pendant's design. When it's time to install the pendant, a Quick Link allows simple on-site adjustments to the chain's length.

## UL/CSA LISTED CORD OPTIONS Damp or Dry Locations


<b>SBK</b> Standard Black Cord

<b>SWH</b> Standard White Cord

<b>CSB</b> Black Cloth Cord

<b>SLVR</b> Silver Cloth Cord

<b>CRM</b> Creme Cloth Cord

<b>BPNK</b> Blush Pink Cloth Cord

<b>CNF</b> Confetti Cloth Cord

<b>RST</b> Rust Cloth Cord

<b>RBS</b> Barn Red & Black Swirl Cloth Cord

<b>ORG</b> Orange Cloth Cord

<b>YLW</b> Buttery Yellow Cloth Cord

<b>NGRN</b> Neon Green Cloth Cord

<b>EGRN</b> Emerald Green Cloth Cord

<b>FGRN</b> Fern Green Cloth Cord

<b>SFM</b> Seafoam Cloth Cord

<b>SBLU</b> Sky Blue Cloth Cord

<b>RBLU</b> Royal Blue Cloth Cord

<b>NVY</b> Navy Cloth Cord



CHAIN LENGTHS: **CN36** 36", **CN48** 48", **CN60** 60", **CN72** 72"  
For custom lengths, please contact the factory.