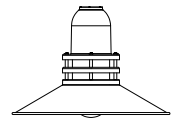


JOB NAME: _____ FIXTURE TYPE: _____



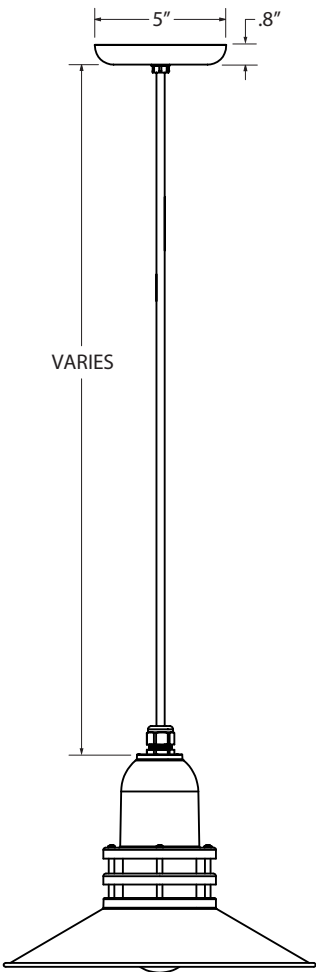
Order Example: BLE - C - ULC18 - 420 - CSRW - 12FT - 200 - RIB - NA - LED16.8 - 2700K

2700K	2700K, Warm White
3000K	3000K, Neutral White
3500K	3500K, Bright White
4000K	4000K, Cool White

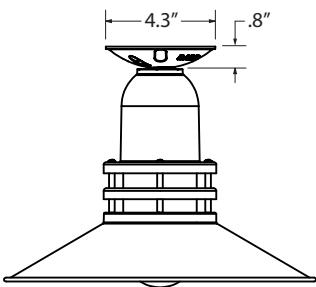
IMPORTANT: (1) All Powder Coat finished shades, Galvanized excluded, feature a white interior (2) Natural Metals have a longer estimated manufacturing time, please check the website for exact lead time. There are no returns accepted on Natural Metals (3) Not available in Natural Metals (4) Not compatible with 16" sized shade or larger (5) Only applicable if Cord Hung Mounting Style is selected in Section A, select NA if another Mounting Style is selected in Section A (6) Only applicable if Stem Mounting Style selected in Section A (7) Only applicable if Gooseneck Style selected in Section A (8) Not available with G19 & G40

MOUNTING STYLE

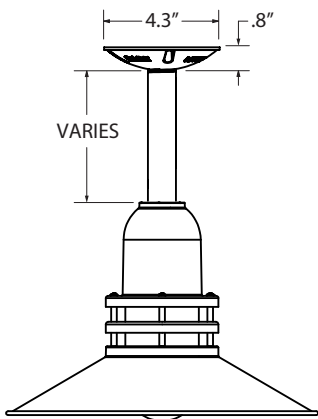
CORD HUNG PENDANT (C)



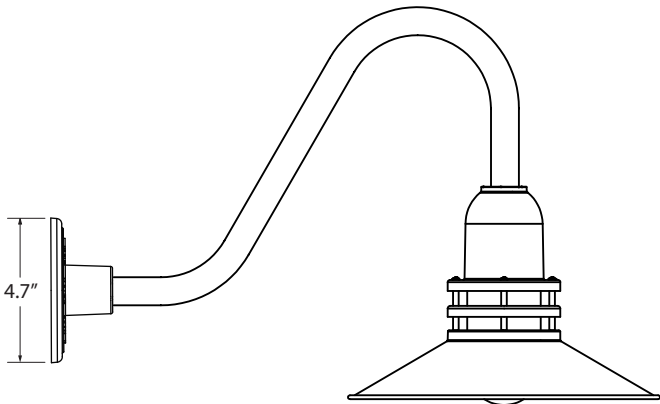
FLUSH MOUNT (F)



STEM MOUNT PENDANT (S)

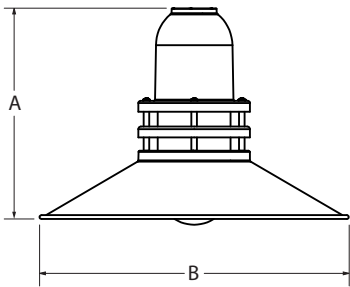


GOOSENECK (G)



SHOWN WITH: G26 GOOSENECK ARM

LUMINAIRE DIMENSIONS



SHADE CODE	HEIGHT (A)	DIAMETER (B)
ULC12	9.5"	12"
ULC14	10"	14"
ULC16	10.75"	16"
ULC18	11.25"	18"

SPECIFICATIONS**CERTIFICATIONS, LISTINGS & WARRANTY**

MADE IN THE USA
 Manufactured and Hand-Crafted in Our 60,000 Square Foot Facility
 Located in Titusville, FL

CSA LISTED FOR WET LOCATIONS
 Includes All Gooseneck, Stem and Flush Mounting Styles

CSA LISTED FOR DAMP LOCATIONS
 Includes All Chain and Select Cord Hung Mounting Styles

LIMITED WARRANTY
 For Additional Information on Our Limited Warranty, Please See
 Our Terms & Conditions

CONSTRUCTION & FINISHES

POWDER COAT SHADE
 Hand-Spun from High Purity 3003-O Temper Aluminum

GALVANIZED SHADE
 Hand Spun from High Quality Galvanized Steel

POWDER COAT FINISHES
 Polyester Powder Coat Finishes Are Electro-Statically Applied and
 Thermocured

COPPER
 Hand-Spun from High Purity C11000-O60 ETP Copper

BRASS
 Hand-Spun from High Purity C2600-O60 Brass

STEM
 1/2" Nominal (0.84" Actual) or 3/4" Nominal (1.05" Actual) Sch 40,
 6063 Aluminum Mounting Stem. Custom Lengths Available upon
 Request.

GOOSENECK
 1/2" Nominal (0.84" Actual) or 3/4" Nominal (1.05" Actual) Sch 40,
 6063 Aluminum Gooseneck

CORD
 Cord Hung Pendants Include 7', 12' or 20' of Cord (Overall Cord
 Length is Measured from Base of Socket and Varies Based on
 Fixture)

CHAIN
 4-Gauge Chain Complete with Quick Link for On-Site Adjustments
 to Chain's Length

LED16.8 LIGHT SOURCE

AVAILABLE CCT: 2700K, 3000K, 3500K, 4000K
 90+ CRI

LED16.8 ELECTRICAL/LED DRIVER

DRIVE CURRENT: 400mA
 POWER FACTOR > 0.9
 EFFICIENCY: UP TO 85% TYPICAL
 INPUT VOLTAGE: 120 VAC
 CLASS 2 POWER SUPPLY
 LED DRIVER LIFETIME: > 100,000 HOURS (@ 25 DEG C AMBIENT)
 IP20 MINIMUM RATING CASE WITH SILICONE-BASED POTTING
 PROTECTIONS
 Output Open Load, Over-Current and Short-Circuit (hiccup), and
 Over-Temperature with Auto Recovery
 CONDUCTED AND RADIATED EMI
 Compliant with FCC CFR Title 47 Part 15 Class B (120 VAC), Class A
 (277 VAC) and EN55015 (CISPR 15) at 220, 230 and 240 VAC
 COMPLIANT WITH
 Complies with Energy Star® DLR (DesignLight Consortium®) and CA
 Title 24 Technical Requirements

DIMMING

LED 16.8
 Triac & ELV Dimming at 120VAC, Able to Dim down to 1%.
 Dependent on Specific Dimmer.
 0-10V Dimming Available upon Request.

COMPATIBLE DIMMERS
 Consult Factory for Additional Information on Dimming