



PROJECT TYPE \_\_\_\_\_

**SPS-0126**

BLE - FRN - CAL -      -      -      -

**A**                  **B**                  **C**

Order Example: BLE - FRN - CAL - NMO-M - 470 - NA

## A - WOOD OPTION

*MATTE SHEEN:*

<b>GP-M</b>	Golden Pine
<b>MP-M</b>	Mahogany Pine
<b>GWP-M</b>	Grey Wash Pine
<b>DGP-M</b>	Distressed Golden Pine
<b>DP-M</b>	Distressed Pine
<b>NMO-M</b>	Nutmeg Oak
<b>DAO-M</b>	Dark Antique Oak
<b>NO-M</b>	Natural Oak
<b>LO-M</b>	Limed Oak
<b>DO-M</b>	Distressed Oak
<b>NW-M</b>	Natural Walnut
<b>NH-M</b>	Natural Hickory

*GLOSSY SHEEN:*

<b>GP-GL</b>	Golden Pine
<b>MP-GL</b>	Mahogany Pine
<b>GWP-GL</b>	Grey Wash Pine
<b>DGP-GL</b>	Distressed Golden Pine
<b>DP-GL</b>	Distressed Pine
<b>NMO-GL</b>	Nutmeg Oak
<b>DAO-GL</b>	Dark Antique Oak
<b>NO-GL</b>	Natural Oak
<b>LO-GL</b>	Limed Oak
<b>DO-GL</b>	Distressed Oak
<b>NW-GL</b>	Natural Walnut
<b>NH-GL</b>	Natural Hickory

### B - METAL FINISH

**POWDER COAT FINISHES:**

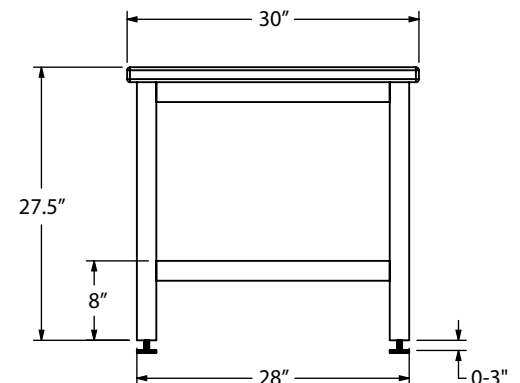
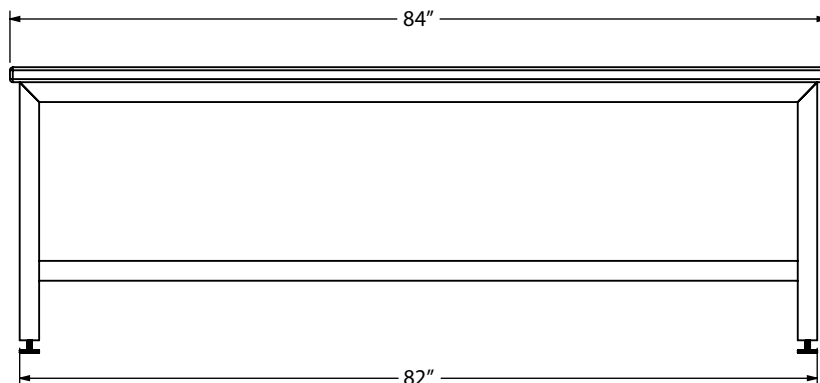
100	Black
105	Textured Black
200	White
300	Dark Green
307	Emerald Green
311	Jadite
370	Mint
380	Chartreuse
390	Teal
400	Barn Red
420	Orange
470	Watermelon
480	Blush Pink
490	Magenta
500	Buttery Yellow
570	Sunflower
600	Bronze
601	Chocolate
615	Oil-Rubbed Bronze
700	Royal Blue
705	Navy
710	Cobalt Blue
715	Delphite Blue
800	Industrial Grey
805	Charcoal Granite
810	Graphite
915	Silver Vein
920	Copper Vein
985	Galvanized with Clear Coat

### C - OPTIONAL LOCKING WHEELS

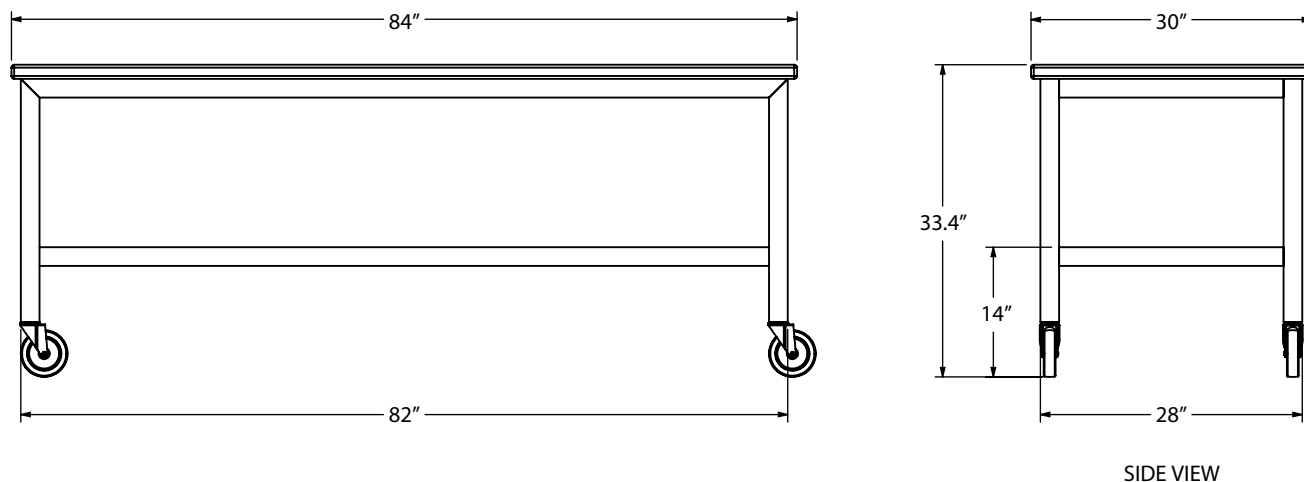
<b>NA</b>	None
<b>LOC</b>	Locking Wheels

**IMPORTANT:** (1) The Calvin Community Table has an estimated 2-4 week manufacturing time (2) There are no returns accepted on this product (3) Each piece of wood will have slight, natural variations

## DIMENSIONAL DRAWINGS



SIDE VIEW

**D - OPTIONAL LOCKING WHEELS****SPECIFICATIONS****CERTIFICATIONS & WARRANTY****MADE IN THE USA**

Manufactured and Hand-Crafted in Our 60,000 Square Foot Facility  
Located in Titusville, FL

**MADE TO ORDER**

All Furniture Specially Made According to a Customer's  
Specifications and No Two Pieces Are Alike

**LIMITED WARRANTY**

For Additional Information on Our Limited Warranty, Please See  
Our Terms & Conditions

**DESIGN & FINISHES****CONSTRUCTION**

Welded, Rectangular-Shaped Solid Steel Frame  
Multiple Pieces of Wood are Seamlessly Joined Together to Create  
a Solid Top

**LEGS**

Adjustable Feet Line with Felt Pads for a Level Surface  
Optional Scratch Resistant Wheels and Locking Brakes

**POWDER COAT FINISHES**

Polyester Powder Coat Finishes Are Electro-Statically Applied and  
Thermocured