



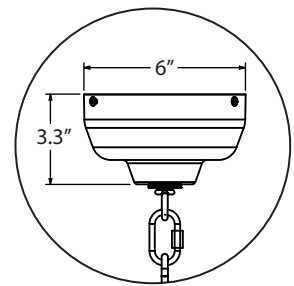
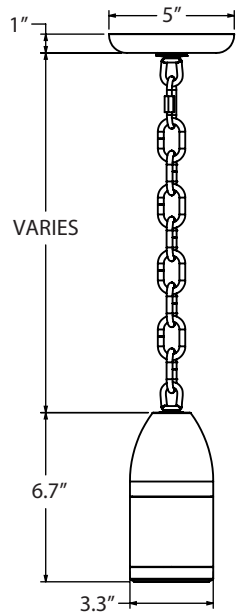
BLE - CN - LBP - _____ - _____ - _____ - _____ - _____ - _____ - _____
 _____ - _____ - _____ - _____
 _____ - _____ - _____
 _____ - _____ - _____

Order Example: BLE - CN - LBP - 400 - CN60 - 975 - SBK - LED16 - 2700K - MED - FST - 277

<p>A - FINISHES</p> <p><i>POWDER COAT FINISHES:</i></p> <p>100 Black 105 Textured Black 200 White 300 Dark Green 311 Jadite 307 Emerald Green 370 Mint 380 Chartreuse 390 Teal 400 Barn Red 420 Orange 470 Watermelon 480 Blush Pink 490 Magenta 500 Buttery Yellow 570 Sunflower 600 Bronze 601 Chocolate 605 Rust 615 Oil-Rubbed Bronze 700 Royal Blue 705 Navy 710 Cobalt Blue 715 Delphite Blue 800 Industrial Grey 805 Charcoal Granite 810 Graphite 975 Galvanized</p>	<p>B - CHAIN OPTION</p> <p>CN36 36" (3 Feet) Chain Mount CN48 48" (4 Feet) Chain Mount CN60 60" (5 Feet) Chain Mount CN72 72" (6 Feet) Chain Mount</p> <p>C - CHAIN & CANOPY FINISH</p> <p><i>(1) Please see Section A for all available Chain and Canopy Finish Options</i></p> <p>D - CORD OPTIONS</p> <p><i>CSA LISTED CORD OPTIONS:</i></p> <p>SBK Standard Black SWH Standard White CSB Black Cloth CSW White Cloth CSR Red Cloth CSBW Black & White Cloth CSRW Red & White Cloth CSBG Black & Gold Cloth CSBP Black & Pink Cloth CSGW Gold & White Cloth CSUW Blue & White Cloth CSBB Black & Brown Cloth</p>	<p>D - CORD OPTIONS (CONTINUED)</p> <p><i>NON-CSA LISTED CORD OPTIONS:</i></p> <p>CRZ Red Chevron CMG Grey Cotton CBK Black Cotton</p> <p>E - LUMENS</p> <p>LED8 Up to 800 Lumens, 8W LED LED12 Up to 1200 Lumens, 12W LED LED16 Up to 1600 Lumens, 16W LED LED23 Up to 2000 Lumens, 23W LED¹</p> <p><i>Please reference table on Page 2 for lumen values of all light source options</i></p> <p>F - COLOR TEMPERATURE</p> <p>2700K 2700K, Warm White 3000K 3000K, Neutral White 3500K 3500K, Bright White 4000K 4000K, Cool White 5000K 5000K, Daylight</p>	<p>G - OPTICS</p> <p>NA No Optics, 90 Degree FWHM NAR 50 Degree FWHM MED 60 Degree FWHM WID 75 Degree FWHM</p> <p>H - LENS</p> <p>CLR Clear FST Frosted</p> <p>I - INPUT VOLTAGE/DIMMING</p> <p>120 120 VAC / TRIAC and ELV Dimming 277 120-277 VAC / 0-10 V Dimming¹</p>
--	---	--	--

IMPORTANT: (1) Requires alternate canopy design

DIMENSIONAL DRAWING



ABOVE: ALTERNATE CANOPY DESIGN
 Canopy required if LED23 Light Source selected in Section E or 0-10 V Dimming selected in Section I

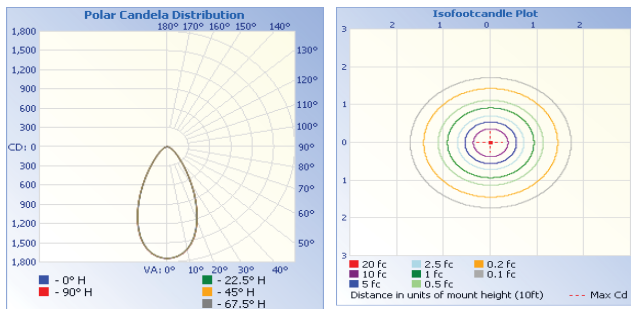
LUMENS

All published luminaire photometric testing performed to IESNA LM-79-08 standards by a NVLAP accredited laboratory. Data is considered to be representative of the configurations shown, within the tolerances allowed by Lighting Facts. To obtain an IES file specific to your project, please contact the factory. Please Note: Other CRI available upon request, please contact factory for additional information.

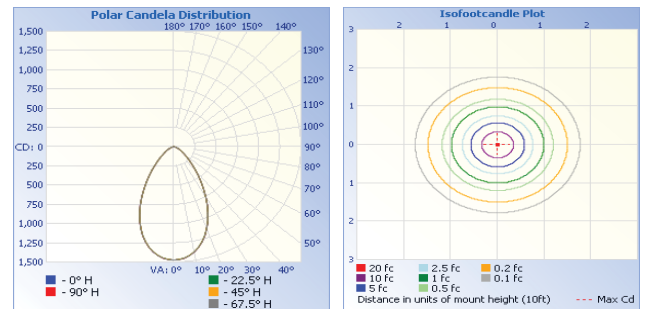
LED	Drive Current	System Watts	Optics	NEMA Type	2700K		3000K		3500K		4000K		5000K	
					CRI		CRI		CRI		CRI		CRI	
					90CRI	LPW	90CRI	LPW	90CRI	LPW	90CRI	LPW	90CRI	LPW
LED8	200mA	8	NAR	5Hx5V	681	87	733	93	785	100	785	100	785	100
			MED	6Hx6V	702	89	756	96	809	103	809	103	809	103
			WID	6Hx6V	661	84	711	91	762	97	762	97	762	97
			NA	7Hx7V	620	79	667	85	714	91	714	91	714	91
LED12	300mA	12	NAR	5Hx5V	1001	86	1078	93	1154	99	1154	99	1154	99
			MED	6Hx6V	1032	89	1110	95	1189	102	1189	102	1189	102
			WID	6Hx6V	972	83	1046	90	1120	96	1120	96	1120	96
			NA	7Hx7V	911	78	980	84	1050	90	1050	90	1050	90
LED16	450mA	16	NAR	5Hx5V	1430	80	1539	86	1648	92	1648	92	1648	92
			MED	6Hx6V	1473	82	1586	89	1698	95	1698	95	1698	95
			WID	6Hx6V	1388	78	1493	84	1599	89	1599	89	1599	89
			NA	7Hx7V	1301	73	1400	78	1499	84	1499	84	1499	84
LED23	550mA	23	NAR	5Hx5V	1696	74	1825	80	1955	85	1955	85	1955	85
			MED	6Hx6V	1748	76	1881	82	2014	88	2014	88	2014	88
			WID	6Hx6V	1646	72	1771	77	1897	83	1897	83	1897	83
			NA	7Hx7V	1543	67	1660	73	1778	78	1778	78	1778	78

OPTICS

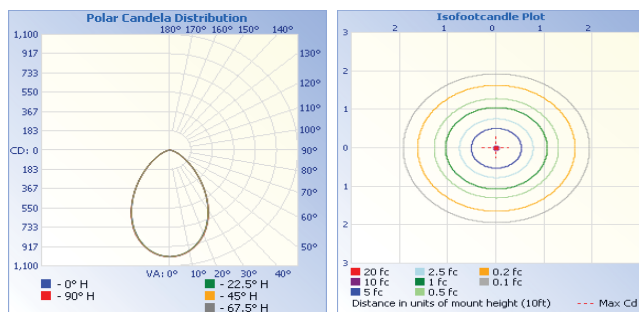
NARROW (NAR)



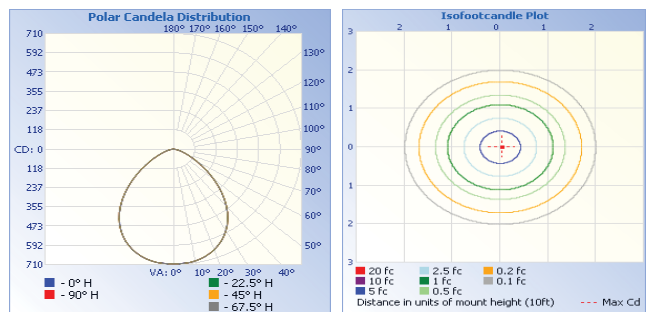
MEDIUM (MED)



WIDE (WID)



NO OPTICS (NA)



SPECIFICATIONS

CERTIFICATIONS

CSA LISTED (US AND CANADA)
 SUITABLE FOR INDOOR OR OUTDOOR USE
 SUITABLE FOR DAMP LOCATIONS
 MADE IN THE USA
Manufactured and hand-crafted in our 60,000 square foot facility located in Titusville, FL.

CONSTRUCTION/FINISH

COPPER-FREE ALUMINUM HOUSING
Machined from Solid Billet (Type 6061-T6)
 HIGH TEMPERATURE, SILICONE O-RINGS
Provide water-tight seal
 STAINLESS STEEL HARDWARE
 HEAT TREATED ALUMINUM 6061-TG HOUSING
Complete with Clear Chromate Conversaion prior to Powder Coat

ELECTRICAL/LED DRIVER

POWER FACTOR > 0.9
 EFFICIENCY: UP TO 87% TYPICAL
 INPUT VOLTAGE: 120-277 VAC (SEE DIMMING SECTION)
 CLASS 2 POWER SUPPLY
 LED DRIVER LIFETIME: > 100,000 HOURS (@ 25 DEG C AMBIENT)
 IP64 MINIMUM RATING CASE WITH SILICONE-BASED POTTING PROTECTIONS
Output Open Load, Over-Current and Short-Circuit (hiccup), and Over-Temperature with Auto Recovery
 CONDUCTED AND RADIATED EMI
Compliant with FCC CFR Title 47 Part 15 Class B (120 Vac), Class A (277 Vac) and EN55015 (CISPR 15) at 220, 230 and 240 Vac
 COMPLIANT WITH
Complies with Energy Star® DLR (DesignLight Consortium®) and CA Title 24 Technical Requirements

WARRANTY INFORMATION

LIMITED WARRANTY
For additional information on our limited warranty, please see our Terms & Conditions.

OPTICS

MULTIPLE OPTIC DISTRIBUTIONS AVAILABLE
Consult factory for additional distributions
 OPTICAL GRADE PMMA
Primary Optics and Lens Cover are Optical grade PMMA with High UV and Temperative Resistance
 OPTIONAL DIFFUSED/FROSTED LENS COVER
Lens Cover available in Diffused/Frosted option to reduce glare
 PHOTOMETRIC FILES
Available upon request

LIGHT SOURCE

INITIAL LUMENS DELIVERED: UP TO 2000 LUMENS
 L90(11K) > 61,000 HOURS
 INTEGRATED LED COB
 AVAILABLE CCT: 2700K, 3000K, 3500K, 4000K & 5,000K
 90+ CRI (R9 TYPICAL 60)
80+ CRI and 95+ CRI (R9 Typical 85) available upon request
 3 STEP MACADAMS ELLIPSE
 EFFICACY: UP TO 103 LPW

DIMMING

TRI-MODE DIMMING™
TRIAC, ELV & 0-10 V
 COMPATIBILITY
Compatible with TRIAC (forward-phase or leading-edge), ELV (reverse-phase or trailing-edge) and 0-10 V Dimmers
 DIMMING RANGE 1-100%
The dimming range is dependent on each specific dimmer. May not be able to achieve 1% dimming with some dimmers
 TRIAC AND ELV DIMMING ONLY AT 120 VAC
 ELV DIMMING AT 230 VAC
Available by request
 COMPATIBLE 0-10 V DIMMERS
Lutron, Nova series (part number NFTV), Lutron, Diva series (part number DVTV), Leviton, IllumaTech series (part number IP710-DL)
 COMPATIBLE PHASE CUT DIMMERS
Consult factory for additional information on dimming