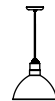




SPS-0537 REV B

**POLLOCK NO. 8**

JOB NAME: \_\_\_\_\_ FIXTURE TYPE: \_\_\_\_\_

BLE - C - \_\_\_\_\_ - 1008 - \_\_\_\_\_ - \_\_\_\_\_ - \_\_\_\_\_ - \_\_\_\_\_ - \_\_\_\_\_  
A B C D E F

Order Example: BLE - C - DBW10 - 1008 - SBK - NA - NA - 350 - E26

**A - SHADE SIZE**

**DBW8** 8" Shade<sup>1</sup>  
**DBW10** 10" Shade  
**DBW12** 12" Shade

**B - CORDS****CSA LISTED CORD OPTIONS:**

**SBK** Standard Black  
**SWH** Standard White  
**CSB** Black Cloth  
**CSW** White Cloth  
**CMG** Grey Cloth  
**CSR** Red Cloth  
**CRZ** Red Chevron Cloth  
**CSBW** Black & White Cloth  
**CSRW** Red & White Cloth  
**CSBG** Black & Gold Cloth  
**CSBP** Black & Pink Cloth  
**CSGW** Gold & White Cloth  
**CSUW** Blue & White Cloth  
**CSBB** Black & Brown Cloth

**NON-CSA LISTED CORD OPTIONS:**

**TBK** Black Cotton Twist  
**TWH** White Cotton Twist  
**TBR** Brown Cotton Twist  
**TRD** Red Cotton Twist  
**TPT** Putty Cotton Twist  
**TBW** Black and White Twist  
**TRW** Red and White Twist  
**TBB** Brown and Beige Twist

**C - SHADE ACCESSORY**

**NA** Not Applicable  
**WC** Wire Cage  
**ACR** Acrylic Diffuser<sup>2,3,4</sup>

**D - SHADE ACCESSORY FINISH**

*Please Note: If no Shade Accessory is selected in Section C, please select NA. If Porcelain Finish is selected, accessory will be powder coat painted-to-match*

**NA** Not Applicable**POWDER COAT FINISHES:**

**100** Black  
**105** Textured Black  
**106** Matte Black  
**200** White  
**206** Matte White  
**300** Dark Green  
**307** Emerald Green  
**311** Jadite  
**370** Mint  
**380** Chartreuse  
**390** Teal  
**400** Barn Red  
**420** Orange  
**470** Watermelon  
**480** Blush Pink  
**490** Magenta  
**495** Sherbet Orange  
**500** Buttery Yellow  
**570** Sunflower  
**600** Bronze

**D - SHADE ACCESSORY FINISH (CONTINUED)****POWDER COAT FINISHES:**

**601** Chocolate  
**605** Rust  
**615** Oil-Rubbed Bronze  
**700** Royal Blue  
**705** Navy  
**710** Cobalt Blue  
**715** Delphite Blue  
**790** Lavender  
**800** Industrial Grey  
**805** Charcoal Granite  
**810** Graphite  
**975** Galvanized

**PORCELAIN FINISHES:**

**150** Black  
**250** White  
**350** Vintage Green  
**355** Jadite  
**455** Cherry Red  
**550** Yellow  
**650** Bronze  
**750** Cobalt Blue  
**765** Delphite Blue  
**850** Graphite  
**950** Metallic Chrome

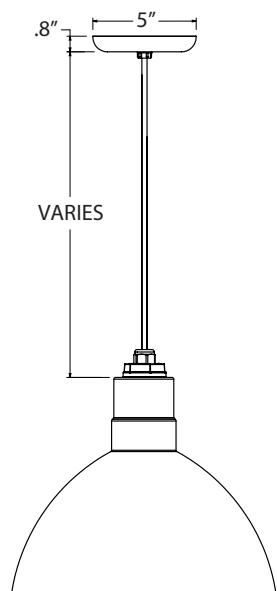
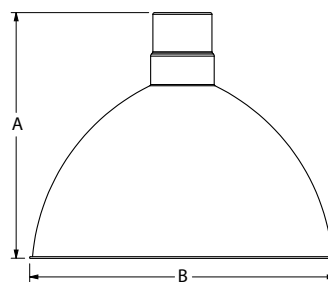
**E - CANOPY FINISH**

**150** Black  
**250** White  
**350** Vintage Green  
**355** Jadite  
**455** Cherry Red  
**550** Yellow  
**650** Bronze  
**750** Cobalt Blue  
**765** Delphite Blue  
**850** Graphite  
**950** Metallic Chrome

**F - SOCKET TYPE**

**E26** 200 Watt Max  
**GU24** 23 Watt Max<sup>1,5</sup>

**IMPORTANT:** (1) Not available with Acrylic Diffuser option (2) Not available with GU24 Socket Type (3) Acrylic Diffuser accessory reduces incandescent wattage to 60W (4) Fixture is UL Listed for Damp Locations with Acrylic Diffuser (5) Fixtures configured with GU24 socket are non-returnable

**MOUNTING DIMENSIONS****LUMINAIRE DIMENSIONS**

SHADE CODE	HEIGHT (A)	DIAMETER (B)
<b>DBW8</b>	8.25"	8"
<b>DBW10</b>	9"	10"
<b>DBW12</b>	9.75"	12"

SPECIFICATIONS

CERTIFICATIONS, LISTINGS & WARRANTY

MADE IN THE USA  
Manufactured and Hand-Crafted in Our 60,000 Square Foot Facility  
Located in Titusville, FL

CSA LISTED FOR DAMP LOCATIONS  
ACR is UL Listed for Damp Locations

LIMITED WARRANTY  
For Additional Information on Our Limited Warranty, Please See  
Our Terms & Conditions

LIGHT SOURCE

INCANDESCENT  
Medium Base E26 Socket, 120 VAC, 200 Watt Max

COMPACT FLUORESCENT  
Bi-Pin Base GU24 Socket, 120 VAC, 23 Watt Max

CONSTRUCTION & FINISH

SHADE & CANOPY  
Hand-Spun from 20 Gauge Porcelain Steel

PORCELAIN FINISHES  
Applied by Hand and Fired in a High Temperature Oven

POWDER COAT FINISHES  
Polyester Powder Coat Finishes Are Electro-Statically Applied and  
Thermocured

CORD  
Cord-hung Pendants Include 7' of Standard Cord or 5' Of Cotton  
Cord, +/- For Socket Orientation