



REV 12.05.18

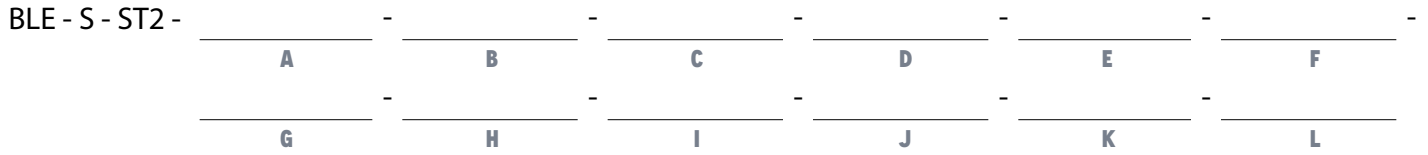
# THE TOUCHDOWN/KNOCKOUT LED 2-LIGHT STEM MOUNT PENDANT

BARN LIGHT LINEUP COLLECTION  
Max Weight: 26.0 lbs

PROJECT NAME \_\_\_\_\_

PROJECT TYPE \_\_\_\_\_

**SPS-0408**



Order Example: BLE - S - ST2 - AIL16 - 850 - 850 - ST748 - 12 - 975 - FST - TGG - 850 - NA - LED62 - 3000K

### A - SHADE SIZE

- AIL12** 12" Diameter
- AIL14** 14" Diameter
- AIL16** 16" Diameter

### B - FINISHES

#### PORCELAIN FINISHES:

- 150** Black
- 250** White
- 350** Vintage Green
- 355** Jadite
- 455** Cherry Red
- 550** Yellow
- 650** Bronze
- 750** Cobalt Blue
- 765** Delphite Blue
- 850** Graphite
- 950** Metallic Chrome

#### POWDER COAT FINISHES:

- 100** Black
- 105** Textured Black
- 200** White
- 300** Dark Green
- 307** Emerald Green
- 370** Mint
- 380** Chartreuse
- 390** Teal
- 400** Barn Red
- 420** Orange
- 470** Watermelon
- 480** Blush Pink
- 490** Magenta
- 500** Buttery Yellow
- 570** Sunflower
- 600** Bronze
- 601** Chocolate
- 605** Rust
- 615** Oil-Rubbed Bronze
- 700** Royal Blue
- 705** Navy
- 800** Industrial Grey
- 805** Charcoal Grey
- 975** Galvanized
- 980** Brushed Aluminum

#### NATURAL FINISHES:

- 995** Raw Copper
- 996** Weathered Copper
- 997** Raw Brass
- 998** Weathered Brass
- 999** Oil-Rubbed Copper

### C - HEAT SINK FINISH<sup>3</sup>

Please Note: See **Section B** for all Finish Options, Natural Finishes not applicable for heat sink. If porcelain finish is selected, heat sink will be powder coat painted-to-match

### D - STEM LENGTH

- ST706** .75" Stem Mount, 6"
- ST712** .75" Stem Mount, 12"
- ST718** .75" Stem Mount, 18"
- ST724** .75" Stem Mount, 24"
- ST736** .75" Stem Mount, 36"
- ST748** .75" Stem Mount, 48"

### E - ARM LENGTH

- 12** 2 - 12" Mounting Arms
- 18** 2 - 18" Mounting Arms

### F - MOUNTING FINISH<sup>3</sup>

Please Note: See **Section B** for all Finish Options, Natural Finishes not applicable for mounting. If porcelain finish is selected, mounting will be powder coat painted-to-match

### G - GLASS

- CLR** Clear Glass
- FST** Frosted Glass
- RIB** Ribbed Glass
- CCR** Clear Crackle Glass<sup>1</sup>
- SMK** Smoke Crackle Glass<sup>1</sup>
- HCR** Honey Crackle Glass<sup>1</sup>

### H - OPTIONAL GUARD/ WIRE CAGE

- NA** Not Applicable/None
- CGG** Standard Cast Guard
- WGG** Wire Guard
- TGG** Heavy Duty Cast Guard
- WC** Wire Cage

### I - GUARD/CAGE FINISH<sup>2</sup>

Please Note: See **Section B** for all Finish Options, Natural Finishes not applicable for guard. If porcelain finish is selected, guard will be powder coat painted-to-match

### J - OPTIONAL SUPPORT CABLE

- NA** None, No Support Cable
- CBL** Support Cable

### K - LIGHT SOURCE

- LED42** 42W LED per head (84W LED total)
- LED48** 48W LED per head (96W LED total)
- LED57** 57W LED per head (114W LED total)
- LED62** 62W LED per head (124W LED total)
- LED70** 70W LED per head (140W LED total)

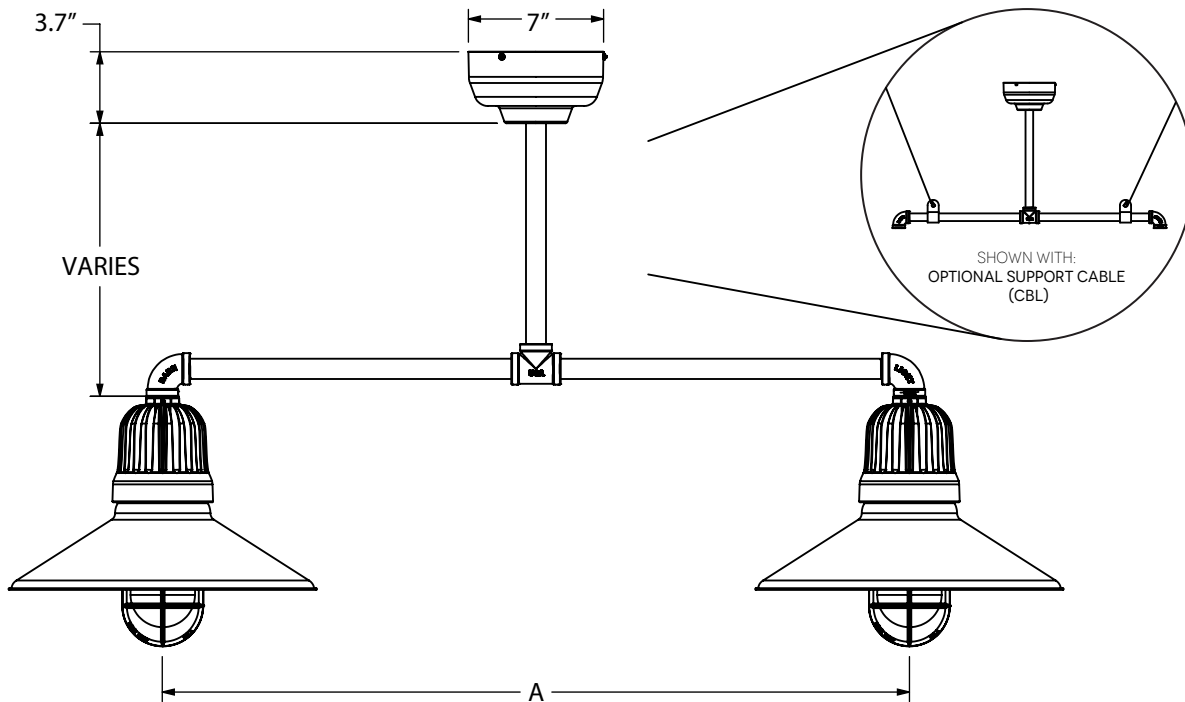
Please reference table on **Page 3** for lumen values of all light source options

### L - COLOR TEMPERATURE

- 2700K** 2700K, Warm White
- 3000K** 3000K, Neutral White
- 3500K** 3500K, Bright White
- 4000K** 4000K, Cool White
- 5000K** 5000K, Daylight

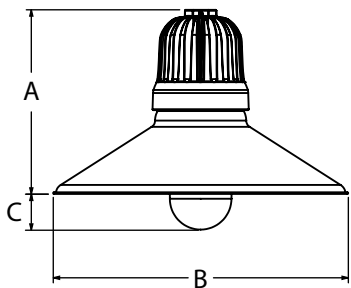
**IMPORTANT:** (1) Glass styles will change CCT, please consult factory for additional details (2) Not available in Natural Finishes

**MOUNTING STYLE**

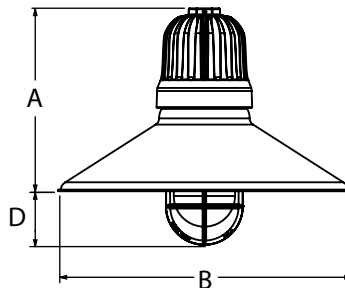


ARM LENGTH SELECTION	TOTAL LENGTH (A)
12 (2 - 12" Mounting Arms)	27"
18 (2 - 18" Mounting Arms)	39"

**AVAILABLE SHADE SIZES**



SHOWN WITH: GLASS ONLY  
(CLR, FST, RIB, CCR, SMK OR HCR)



SHOWN WITH: OPTIONAL GUARD  
(WGG, CGG OR TGG) & GLASS

SHADE CODE	HEIGHT (A)	DIAMETER (B)	LENGTH BELOW SHADE	
			(C)	(D)
<b>AIL12</b>	8.4"	12"	3.5"	4.4"
<b>AIL14</b>	9.4"	14"	2.7"	3.6"
<b>AIL16</b>	9.9"	16"	2"	3"

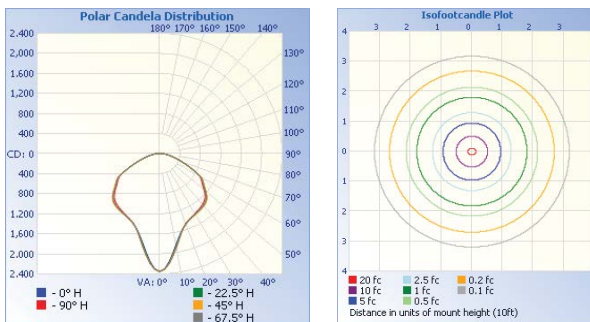
**LIGHT SOURCE**

All published luminaire photometric testing performed to IESNA LM-79-08 standards by a NVLAP accredited laboratory. Data is considered to be representative of the configurations shown, within the tolerances allowed by Lighting Facts. To obtain an IES file specific to your project, please contact the factory. Please Note: Lumen values and fixture wattage listed below are representative of per head totals, multiply by two for value of entire fixture.

LED	Drive Current	System Watts	CRI	2700K		3000K		3500K		4000K		5000K		
				Cage Guard	90CRI		90CRI		90CRI		90CRI		90CRI	
					Lumens	LPW	Lumens	LPW	Lumens	LPW	Lumens	LPW	Lumens	LPW
LED42	1.0A	42	NA	2679	64	2880	69	3081	73	3081	73	3081	73	
			WGG-200	2503	60	2691	64	2879	69	2879	69	2879	69	
			CGG-200	2336	56	2512	60	2687	64	2687	64	2687	64	
LED48	1.2A	48	NA	3024	63	3251	68	3478	72	3478	72	3478	72	
			WGG-200	2825	59	3037	63	3249	68	3249	68	3249	68	
			CGG-200	2637	55	2835	59	3033	63	3033	63	3033	63	
LED57	1.4A	57	NA	3456	61	3716	65	3975	70	3975	70	3975	70	
			WGG-200	3229	57	3471	61	3714	65	3714	65	3714	65	
			CGG-200	3013	53	3239	57	3465	61	3465	61	3465	61	
LED62	1.6A	62	NA	3859	62	4149	67	4439	72	4439	72	4439	72	
			WGG-200	3605	58	3876	63	4147	67	4147	67	4147	67	
			CGG-200	3365	54	3618	58	3871	62	3871	62	3871	62	
LED70	1.75A	70	NA	4126	59	4436	63	4746	68	4746	68	4746	68	
			WGG-200	3854	55	4144	59	4433	63	4433	63	4433	63	
			CGG-200	3598	51	3868	55	4138	59	4138	59	4138	59	

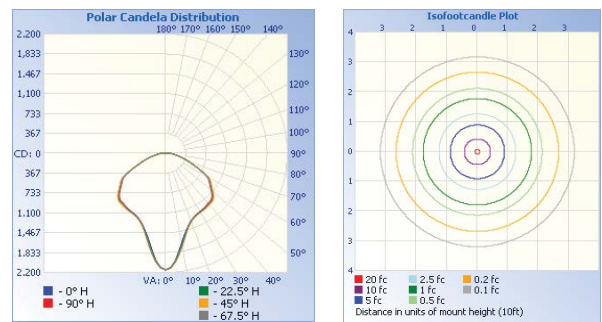
**LIGHT DISTRIBUTION**

**NO GUARD (NA)**



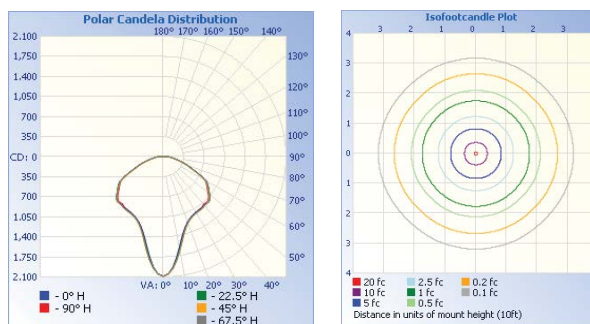
SHOWN ABOVE: THE TOUCHDOWN/KNOCKOUT 16" SHADE LED70, 3000K

**WIRE GUARD (WGG)**



SHOWN ABOVE: THE TOUCHDOWN/KNOCKOUT 16" SHADE LED70, 3000K

**STANDARD CAST GUARD (CGG)**



SHOWN ABOVE: THE TOUCHDOWN/KNOCKOUT 16" SHADE LED70, 3000K

**SPECIFICATIONS**

**CERTIFICATIONS**

CSA LISTED (US AND CANADA)  
 SUITABLE FOR INDOOR OR OUTDOOR USE  
 SUITABLE FOR WET LOCATIONS  
**Includes Stem and Gooseneck Mounting Styles**  
 SUITABLE FOR DAMP LOCATIONS  
**Includes Cord and Chain Mounting Styles**  
 MADE IN THE USA  
**Manufactured and Hand-Crafted in Our 60,000 Square Foot Facility Located in Titusville, Florida**

**CONSTRUCTION/FINISH**

HIGH TEMPERATURE, NEOPRENE O-RINGS  
**Provide Water-Tight Seal**  
 STAINLESS STEEL HARDWARE  
 HEAT TREATED ALUMINUM DIE CAST LED HEATSINK  
**Complete with Clear Chromate Conversion Prior to Powder Coat**

**ELECTRICAL/LED DRIVER**

POWER FACTOR > 0.9  
 EFFICIENCY: UP TO 90% TYPICAL  
 INPUT VOLTAGE: 120-277 VAC (SEE DIMMING SECTION)  
 CLASS 2 POWER SUPPLY  
 LED DRIVER LIFETIME: > 100,000 HOURS (@ 25 DEG C AMBIENT)  
 IP64 MINIMUM RATING CASE WITH SILICONE-BASED POTTING PROTECTIONS  
**Output Open Load, Over-Current and Short-Circuit (hiccup), and Over-Temperature with Auto Recovery**  
 CONDUCTED AND RADIATED EMI  
**Compliant with FCC CFR Title 47 Part 15 Class B (120 Vac), Class A (277 Vac) and EN55015 (CISPR 15) at 220, 230 and 240 Vac**  
 COMPLIANT WITH  
**Complies with Energy Star® DLR (DesignLight Consortium®) and CA Title 24 Technical Requirements**

**OPTICS**

PHOTOMETRIC FILES  
**Available upon Request**  
 OPTIONAL CAGE GUARD  
**Vandal Resistant Cast Aluminum Cage Guard, Cage Thickness 0.23"**

**LIGHT SOURCE**

5600 INITIAL LUMENS DELIVERED WITH FROSTED GLASS  
**Higher Lumen Values Achievable with Clear and Ribbed Glass**  
 L90(11K) > 61,000 HOURS  
 INTEGRATED LED COB  
 AVAILABLE CCT: 2700K, 3000K, 3500K, 4000K & 5000K  
 90+ CRI (R9 TYPICAL 60)  
**80+ CRI and 95+ CRI (R9 Typical 85) available upon Request**  
 3 STEP MACADAMS ELLIPSE  
 EFFICACY: UP TO 90 LPW WITH FROSTED GLASS  
**Higher Lumen Values Achievable with Clear and Ribbed Glass**

**DIMMING**

TRI-MODE DIMMING™  
**Compatible with TRIAC (Forward-Phase or Leading-Edge), ELV (Reverse-Phase or Trailing-Edge) and 0-10 V Dimmers Available with 42W, 48W and 57W Options.**  
 0-10V DIMMING  
**Available with 62W and 70W Options**  
 DIMMING RANGE 1-100%  
**The Dimming Range Is Dependent on Each Specific Dimmer. May Not Be Able to Achieve 1% Dimming with Some Dimmers.**  
 TRIAC AND ELV DIMMING ONLY AT 120 VAC  
**With 42W, 48W and 57W Options**  
 ELV DIMMING AT 230 VAC  
**Available by Request for LED42, LED48 and LED57**  
 COMPATIBLE DIMMERS  
**Consult Factory for Additional Information on Dimming**

**WARRANTY INFORMATION**

LIMITED WARRANTY  
**For Additional Information on Our Limited Warranty, Please See Our Terms & Conditions**