

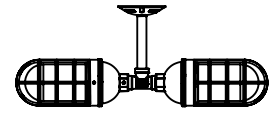


SPS-0601 REV A

INDUSTRIAL LOFT DOUBLE LED PENDANT LIGHT

JOB NAME: _____

FIXTURE TYPE: _____



BLE - S - CGG2H - _____ - _____ - _____ - _____ - _____ - _____ - LED16.8 - _____

A B C D E F G

Order Example: BLE - S - CGG2H - 311 - WGG - RIB - 200 - SC - LED16.8 - 2700K

A - FINISHES**POWDER COAT FINISHES:**

100	Black
105	Textured Black
200	White
300	Dark Green
307	Emerald Green
311	Jadite
370	Mint
380	Chartreuse
390	Teal
400	Barn Red
420	Orange
470	Watermelon
480	Blush Pink
490	Magenta
495	Sherbet Orange
500	Buttery Yellow
570	Sunflower
600	Bronze
601	Chocolate
605	Rust
615	Oil-Rubbed Bronze
700	Royal Blue
705	Navy
710	Cobalt Blue
715	Delphite Blue
790	Lavender
800	Industrial Grey
805	Charcoal Granite
810	Graphite
975	Galvanized

B - CAST GUARD OPTION

WGG	Wire Guard
CGG	Standard Cast Guard
TGG	Heavy Duty Cast Guard

C - GLASS OPTIONS

CLR	Clear Glass ¹
FST	Frosted Glass
RIB	Ribbed Glass
SMK	Smoke Crackle Glass
BLU	Blue Glass
RED	Red Glass
AMB	Amber Glass
GRN	Green Glass

D - CAST GUARD FINISH

Please Note: See **Section A** for all applicable Cast Guard Finish options.

E - CANOPY

SC	Standard Canopy
HDSCM	Heavy Duty Stem Mount Canopy

F - LIGHT SOURCE

LED16.8 16W LED, 1600 LM

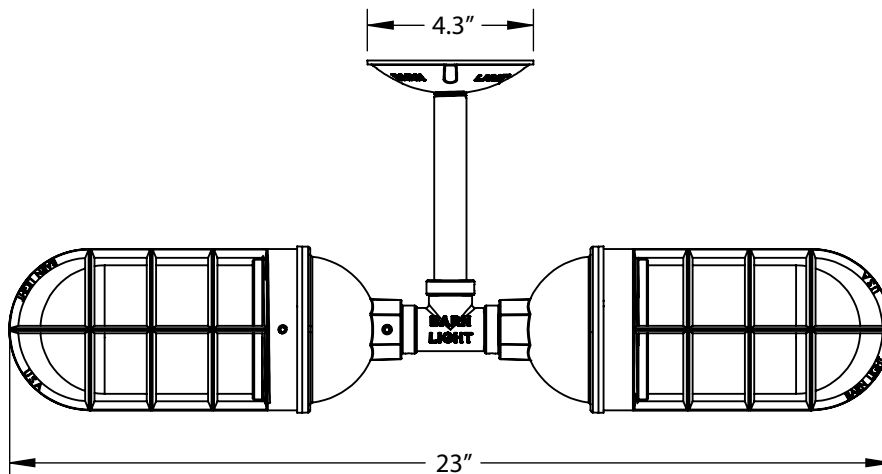
G - COLOR TEMPERATURE

2700K	2700K, Warm White
3000K	3000K, Neutral White
3500K	3500K, Bright White
4000K	4000K, Cool White

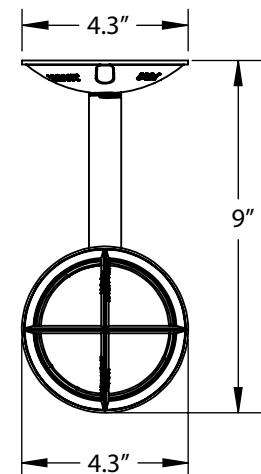
IMPORTANT: (1) Clear Glass not recommended

MOUNTING DIMENSIONS

FRONT VIEW



SIDE VIEW



SPECIFICATIONS**CERTIFICATIONS, LISTINGS & WARRANTY**

MADE IN THE USA

Manufactured and Hand-Crafted in our 60,000 Square Foot Facility
Located in Titusville, FL

CSA LISTED FOR WET LOCATIONS

LIMITED WARRANTY

For Additional Information on our Limited Warranty, Please See
Our Terms & Conditions

CONSTRUCTION & FINISH

POWDER COAT FINISHES

Polyester Powder Coat Finishes are Electro-Statically Applied and
Thermocured

MAX FIXTURE WEIGHT

10 lbs

LED LIGHT SOURCE

LED TYPE: CREE CXB-2530 COB

INITIAL LUMENS DELIVERED: UP TO 1600 LUMENS

L90 (11K) > 61,000 HOURS

AVAILABLE CCT: 2700K, 3000K, 3500K, 4000K
Custom Temperatures Available upon Request

90+ CRI (R9 TYPICAL 60)

80+ CRI and 95+ CRI (R9 Typical 85) Available upon Request

2 STEP MACADAMS ELLIPSE

EFFICACY: UP TO 95 LPW

High Efficacy Available upon Request, Consult Factory for
Additional Information

LED16.8 ELECTRICAL/LED DRIVER

DRIVER TYPE: ERP EBRO20U-0400-42

DRIVE CURRENT: 400mA

POWER FACTOR > 0.9

EFFICIENCY: UP TO 85% TYPICAL

INPUT VOLTAGE: 120 VAC

CLASS 2 POWER SUPPLY

LED DRIVER LIFETIME: > 100,000 HOURS (@ 25 DEG C AMBIENT)

IP20 MINIMUM RATING CASE WITH SILICONE-BASED POTTING

PROTECTIONS

Output Open Load, Over-Current and Short-Circuit (hiccup), and
Over-Temperature with Auto Recovery

CONDUCTED AND RADIATED EMI

Compliant with FCC CFR Title 47 Part 15 Class B (120 VAC), Class A
(277 VAC) and EN55015 (CISPR 15) at 220, 230 and 240 VAC

COMPLIANT WITH

Complies with Energy Star® DLR (DesignLight Consortium®) and CA
Title 24 Technical Requirements

DIMMING

LED 16.8

Triac & ELV Dimming at 120VAC, Able to Dim down to 1%.
Dependent on Specific Dimmer.
0-10V Dimming Available upon Request.

COMPATIBLE DIMMERS

Consult Factory for Additional Information on Dimming