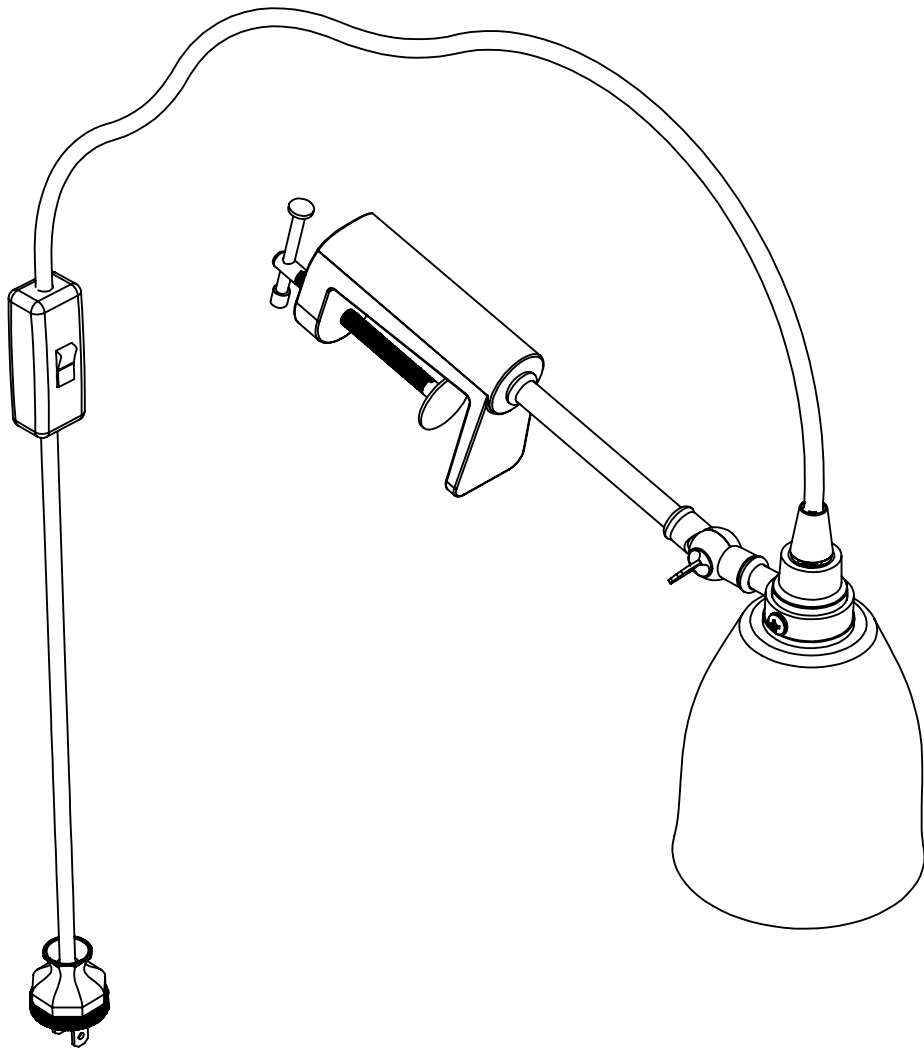
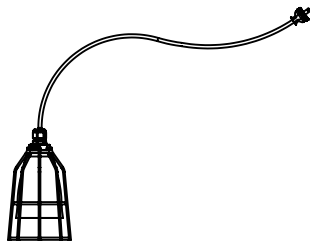
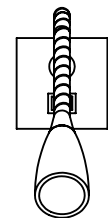


BARN LIGHT

CUSTOM PLUG-IN CATALOG





WHY CHOOSE BARN LIGHT CUSTOM FIXTURES?

MADE IN USA

All of our custom fixtures are crafted in our 50,000-square-foot, Florida-based manufacturing facility. Completing this process in the United States gives us unrestricted control over the quality of the materials used in the construction of our products. We utilize only solid, commercial-grade materials to create the longest lasting fixtures currently available. Whether it is a modification to an existing product or a completely new design, our in-house Engineering team will work with you to make sure your fixture becomes a reality.

HANDCRAFTED

Our shades are spun on a lathe by skilled craftsmen who manipulate flat pieces of metal — including steel, aluminum, brass, and copper — around a mold by hand into the desired shape. The prep work, application of finishes, and assembly are also hands-on tasks completed by our workforce of more than 120 people. This meticulous attention to the finer details ensures a level of durability not found in machine-made alternatives.

FINISHES

Barn Light is the only company crafting lights from porcelain enamel — a material known for its durable, high-gloss finish — completely in the United States. Although popular in the early 20th century, porcelain enamel disappeared from the lighting industry with the introduction of cheaper manufacturing techniques. Reviving this time-honored process, our solid-steel shades are coated in three layers of porcelain enamel glass and fired in an Italian-made oven. This material offers an additional layer of protection to our products helping us provide years of service in both interior and exterior locations. Available in 11 different colors, our shades adopt unique branded identities and elevate commercial décors. Other hand-applied finish options include powder coat, natural finishes for copper and brass shades, and a creative drip-paint technique used in the creation of our Pollock Collection.

SHORT LEAD TIMES

Unlike other companies whose lead times on custom-made orders are extensively long, our custom orders are manufactured efficiently and shipped quickly. This is beneficial to architects, builders, designers, and other professionals who want high quality, fully customized lighting while remaining on target with deadlines and budgets. Initial concept design drawings and spec sheets are typically produced in three to five days. After design is approved and fixture order is placed, lead times range between four to six weeks.

CUSTOMER SERVICE

Our award-winning customer service team (“Best in Service” by Houzz for three years in a row!) provides quick responses to questions about custom orders or regarding the status of pre-existing order. Assistance is available via our toll-free phone number, through a web-based Live Chat located on our Home Page, or over email. Consider contacting our knowledgeable and dedicated sales representatives who will personally guide you through this process.



Type
Project Name
Notes

REV 01.28.2018

CUSTOM LIGHTING FIXTURE REQUEST FORM

CONTACT INFORMATION:

Name:	Email:
Company:	Phone:

GENERAL INFORMATION:

Customer Type: <input type="checkbox"/> Residential <input type="checkbox"/> Commercial	Number of Fixtures:
Budget (Provide Budget for Each Fixture or Project Total):	
Describe the Application/Business Case (please be as descriptive as possible):	

FIXTURE INFORMATION:

Mounting Type: ☐ Gooseneck ☐ Stem Mount ☐ Cord Hung ☐ Chain Hung ☐ Sconce ☐ Chandelier ☐ Other

If "other", Please Describe:

Please Describe the Fixture Construction/Design (materials, finishes,):

***Please attach any drawings, sketches or photos with a brief description that may help us better understand the fixture requirements.**

Please Describe any Dimensional Considerations (e.g. overall dimensions, width, depth, projection):

Fixture Weight Requirement (describe any weight issues that might impact design, e.g. maximum weight):

Additional Fixture Information (e.g. ceiling height, attachment of components, etc.):

ENVIROMENTAL INFORMATION:

Fixture Location: <input type="checkbox"/> Indoor <input type="checkbox"/> Outdoor	Location Type: <input type="checkbox"/> Dry <input type="checkbox"/> Damp <input type="checkbox"/> Wet
Additional Enviromental Information (Please be as Descriptive as Possible):	

ELECTRICAL INFORMATION:

Supply Voltage: ☐ 120 VAC ☐ 277 VAC ☐ 347 VAC ☐ 480 VAC ☐ Other _____

Lamp Type and Wattage (specify quantity, lamp type, socket type and wattage):

Dimming Requirements: ☐ Yes ☐ No If "yes", please select: ☐ 0-10V ☐ Triac

Safety Requirements: ☐ Yes ☐ No If "yes", please describe:

On/Off Switch Required: ☐ Yes ☐ No If "yes", please describe type and location:

NEMA Plug Required: ☐ Yes ☐ No If "yes", Please describe type, length needed, etc.:



CUSTOM PLUG-IN: #100

SPECIFICATIONS:

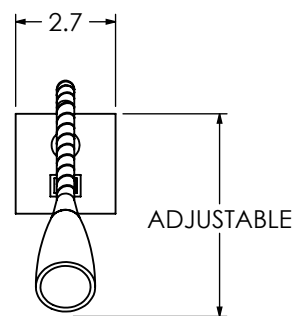
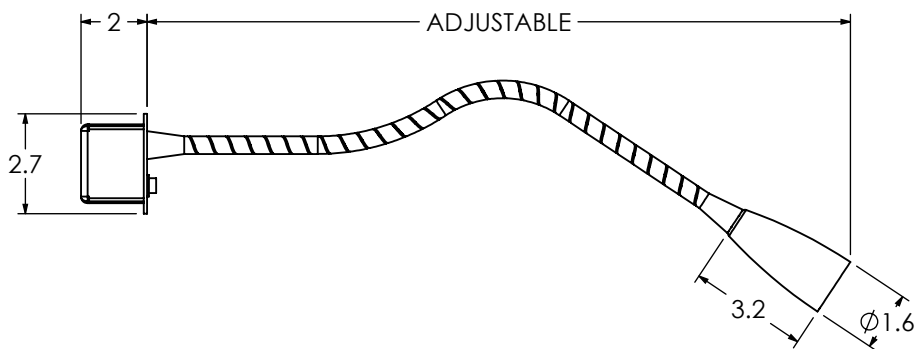
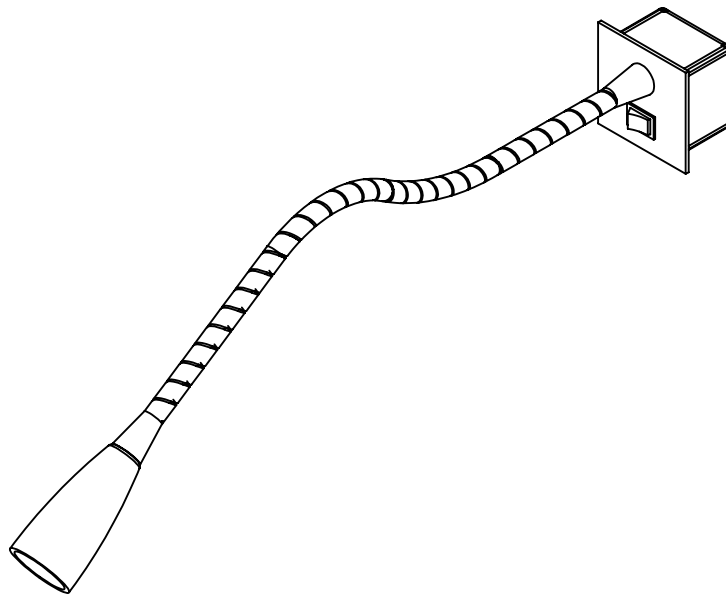
GENERAL:

- Suitable for Dry Locations
- Made in USA, Manufactured and Hand-Crafted in Titusville, Florida

LIGHT SOURCE:

- 3 Watt LED
- 70-80 Lumens


DIMENSIONAL DRAWINGS





CUSTOM PLUG-IN: #100

FIXTURE RENDERINGS





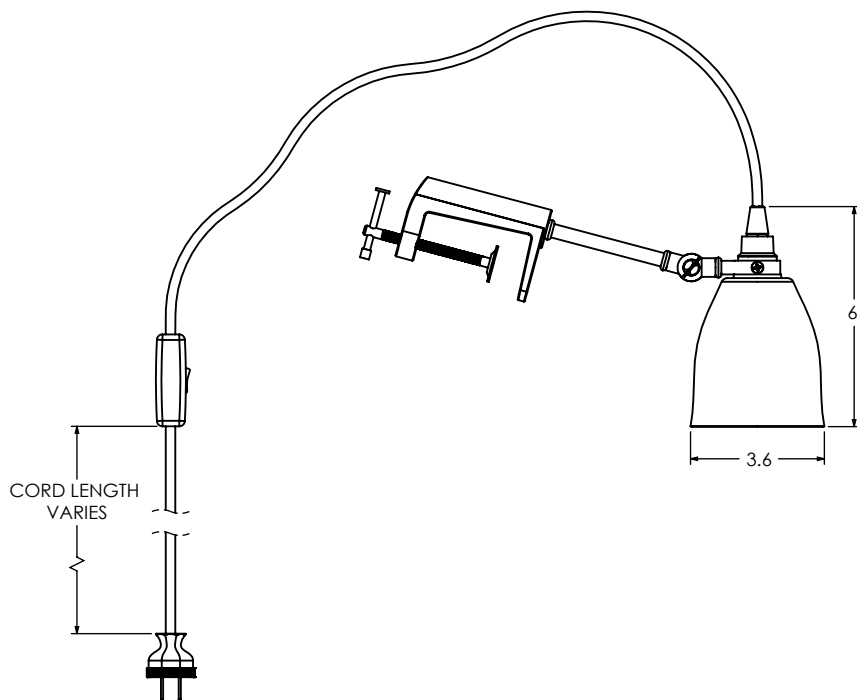
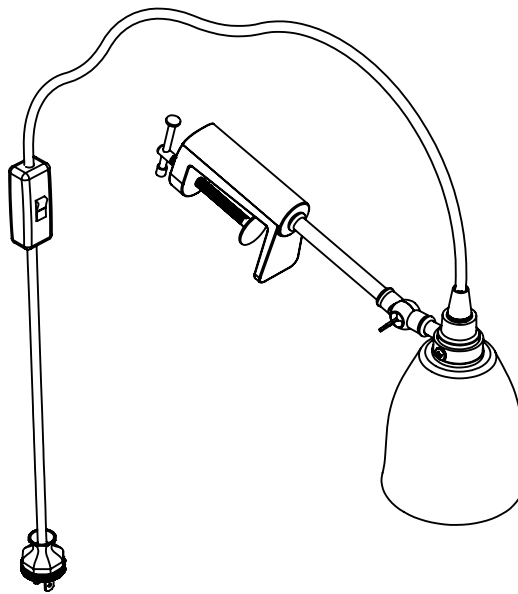
CUSTOM PLUG-IN: #4

SPECIFICATIONS:

GENERAL:

- Made in USA, Manufactured and Hand-Crafted in Titusville, Florida
- CSA Listed (US & Canada)

DIMENSIONAL DRAWINGS





CUSTOM PLUG-IN: #4

FIXTURE RENDERINGS





CUSTOM PLUG-IN: #10

SPECIFICATIONS:

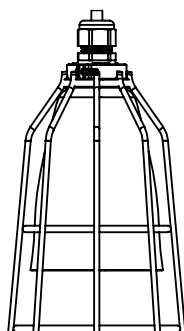
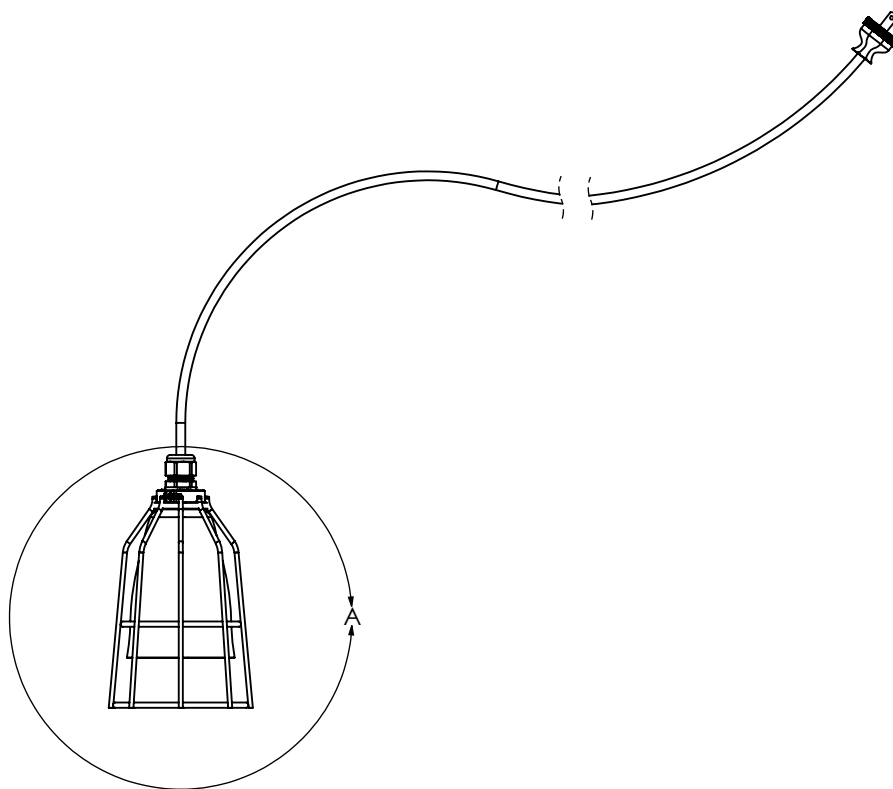
GENERAL:

- Made in USA, Manufactured and Hand-Crafted in Titusville, Florida
- CSA Listed (US & Canada)

LIGHT SOURCE:

- E26 Medium Base Socket

DIMENSIONAL DRAWINGS



DETAIL A



CUSTOM PLUG-IN: #10

FIXTURE RENDERINGS

