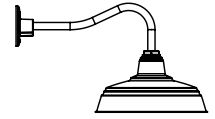




SPS-0078 REV C

ALL WEATHER GOOSENECK FARM LIGHT WALL MOUNT

JOB NAME: _____ FIXTURE TYPE: _____

BLE - G - _____ - _____ - _____ - _____
A B C D

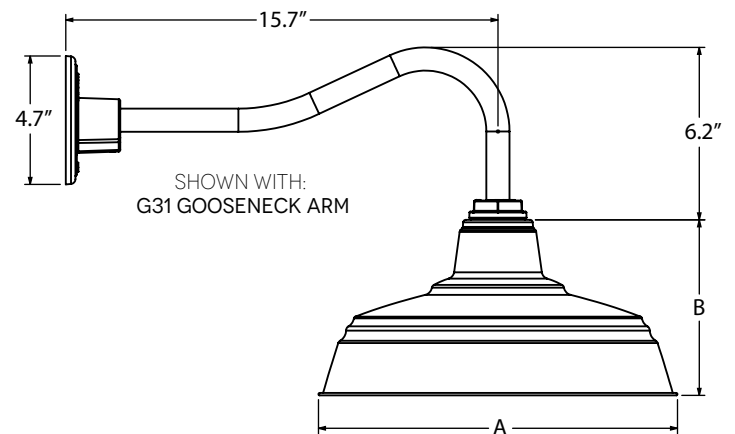
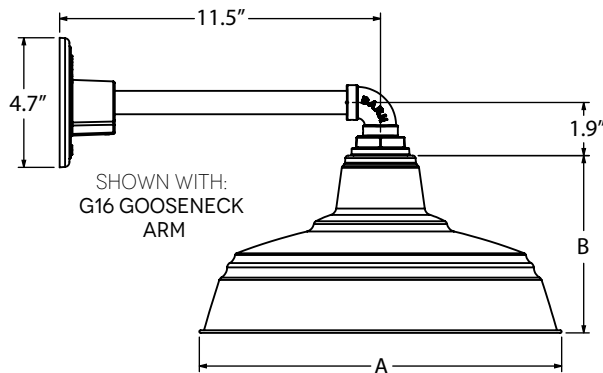
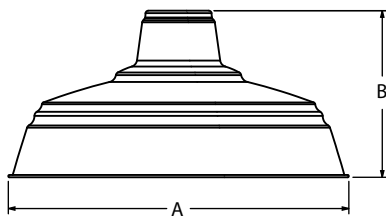
Order Example: BLE - G - AUS15 - 300 - G16 - DD

A - SHADE SIZE**ALL WEATHER¹:**

AUS11	11" Shade
AUS13	13" Shade
AUS15	15" Shade
AUS17	17" Shade

B - SHADE FINISH**POWDER COAT FINISHES²:**

100	Black
200	White
300	Dark Green
605	Rust
975	Galvanized

C - GOOSENECK ARMS**G16**
G31**D - DUSK-TO-DAWN PHOTOCELL****NA** None
DD Dusk-to-Dawn Photocell**IMPORTANT:** (1) There are no returns accepted on this product (2) All Powder Coat finished shades, with the exception of 975-Galvanized, feature a white interior**MOUNTING DIMENSIONS****LUMINAIRE DIMENSIONS**

SHADE CODE	DIAMETER (A)	HEIGHT (B)
AUS11	11"	5.9"
AUS13	13"	6.6"
AUS15	15"	7.4"
AUS17	17"	8.1"

SPECIFICATIONS**CONSTRUCTION & FINISH****GOOSENECK**

1/2" Nominal (0.84" Actual) Sch 40, 6063 Aluminum Gooseneck

SHADE

Hand-Spun from High Purity 3003-O Temper Aluminum

POWDER COAT FINISHES

Polyester Powder Coat Finishes Are Electro-Statically Applied and Thermocured

MAX FIXTURE WEIGHT

10 lbs

CERTIFICATIONS, LISTINGS & WARRANTY**MADE IN THE USA**Manufactured and Hand-Crafted in Our 60,000 Square Foot Facility
Located in Titusville, FL

CSA LISTED FOR WET LOCATIONS

LIMITED WARRANTYFor Additional Information on Our Limited Warranty, Please See
Our Terms & Conditions**LIGHT SOURCE****INCANDESCENT**

Medium Base E26 Socket, 120 VAC, 200 Watt Max